

Welcome To Fox Trail Elementary Title I SAC Meeting

September 25, 2024





Introduction



Principal: Dr. Stephanie Reyes

Intern Principal : Christina Monroe

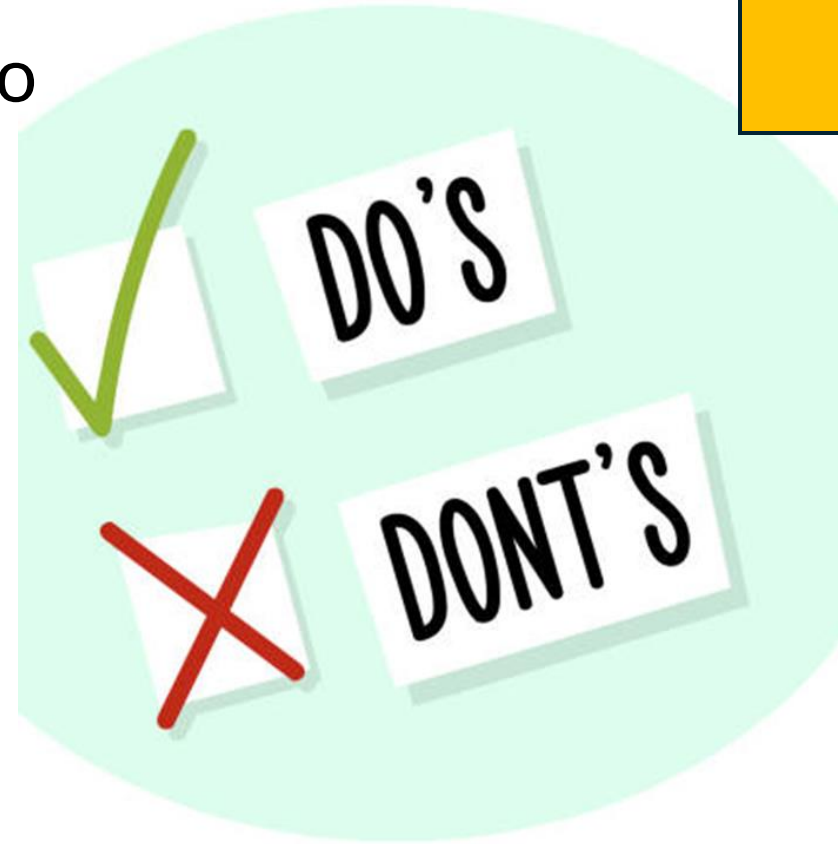
Assistant Principal: Kim Baston

SAC Chair: Carolyn Daniel-Kalio



Meeting Etiquette

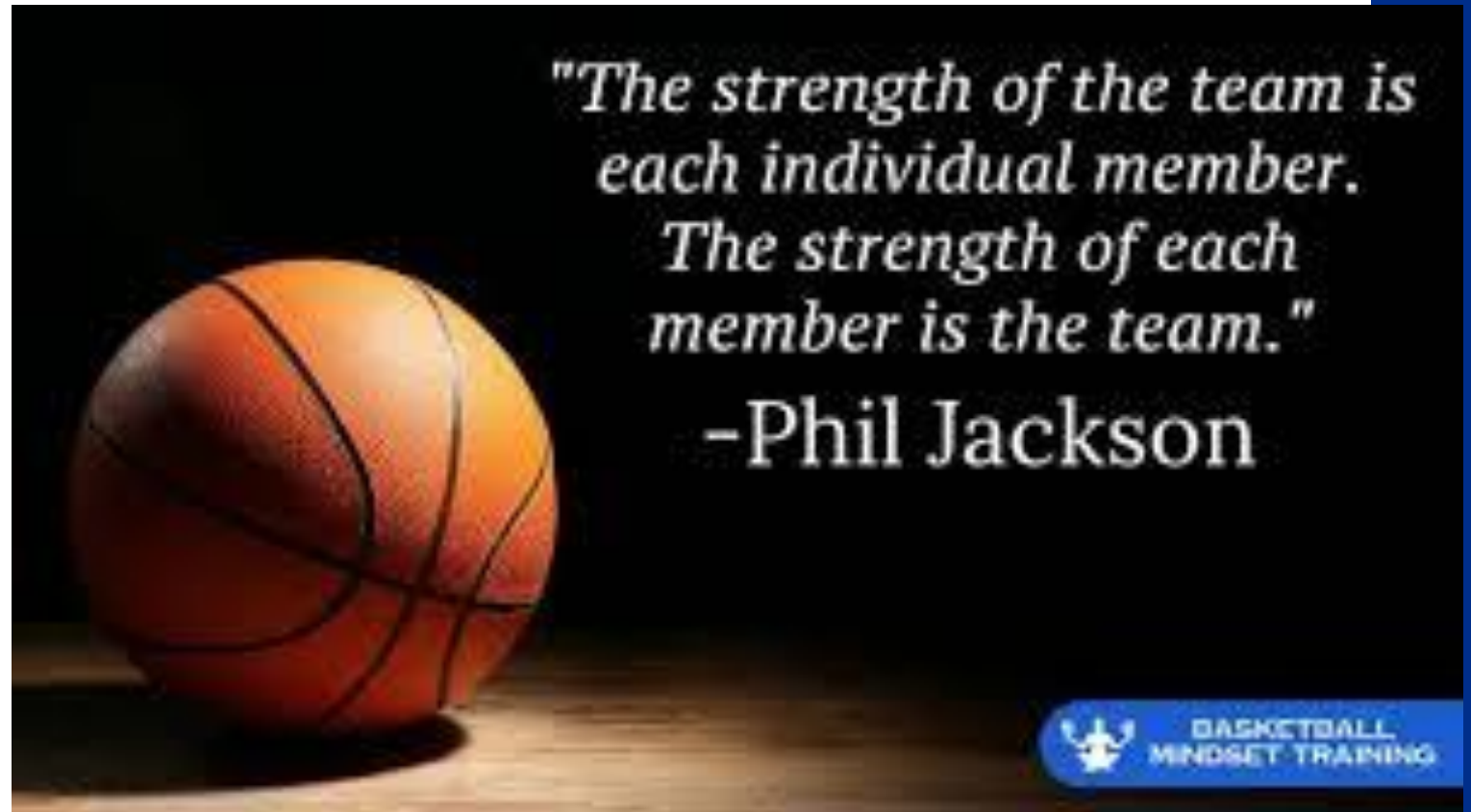
- Please raise your hand if you wish to speak.
- Be respectful of each other
- Equity of voice
- Stay on topic.
- Silence cellphones



Quote



"Educating today's students to succeed in tomorrow's world."



School News & Highlights

- We have completed PM1 Testing & iReady Diagnostic
- We successfully completed our first Fundraiser. Thanks to all who purchased popcorn!
- We have guest speakers from the District Luwando Wright & Paula Canady



Broward
County's
Title I
Department



Established 1915

BROWARD
County Public Schools



"Educating today's students to succeed in tomorrow's world."

So Many Acronyms

SAC: School Advisory Council

SIP: School Improvement Plan

SAF: School Advisory Forum



How Does SAC Relate To SAF

School Advisory Council (SAC)

- Mandated by School Board Policy
- Main purpose is increasing student achievement through school improvement
- SAC Chair(s) can be Employee(s) and/or parent



School Advisory Forum (SAF)

- Mandated by School Board Policy
- Main purpose is communication between stakeholders, the school and the Area Advisory Chair
- MUST be a parent
- SAF Chair is a SAC voting member

SAC/SIP & SAF SBBC Policy

SAC/SIP: SBBC POLICY 1403 SCHOOL ACCOUNTABILITY & IMPROVEMENT:

Each school has a School Advisory Council (SAC) to facilitate the development and monitor progress of the annual School Improvement Plan. Agendas and minutes reflect annual needs assessment, SIP monitoring and allocation of Accountability Funds.

SAF: SBBC POLICY 1.3 SCHOOL ADVISORY FORUM:

Every school shall have a School Advisory Forum (SAF) that shall foster and promote communication between stakeholders, the school, and the Area Advisory Council. The SAF shall bring forth recommendations, concerns and interests to and from their Area Advisory Council.

Both policies can be viewed at: <http://www.broward.k12.fl.us/sbbcpolicies/index.asp>



PTSA

- The Mission of our PTSA is to support Fox Trail Elementary's diverse school community by providing meaningful and enriching programs for our children, financial support for our school and an enthusiastic volunteer force.
- **President** *Tomi Paolella*
- ***Please join to show your support!***
- ***FOXTRAILEM.MEMBERHUB.COM***



SAC Parent Positions



9/27/2024

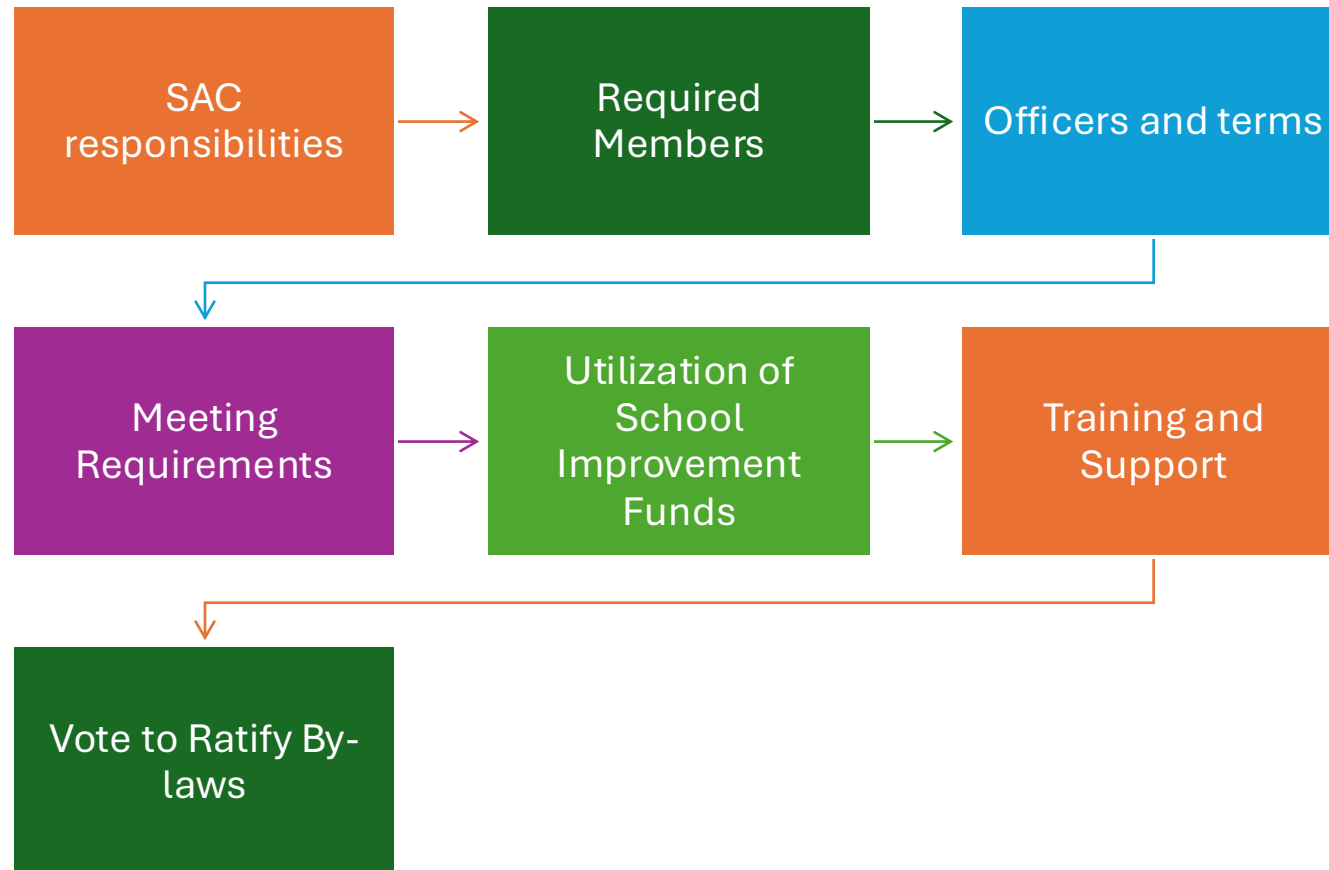
- **MANDATORY SAC POSITIONS FOR PARENTS ON EVERY SAC**
- Parents representatives
- Innovation Zone representative (must be a parent elected after SAC is formed)
- SAF Chairperson (or designee – must be a parent)**
- ESOL representative (must be a parent of a student an ELL student)
- ESE representative (must be a parent of an ESE student)
- Gifted representative (must be a parent of a Gifted student at the school)
- Pre-K (if applicable - parent or certified teacher)
- Indicate your interest on the sign in sheet, speak with me if you are interested in being a member of the composition.

SBBC Policy 1403-A Accountability & Improvement Guidelines School Improvement Plan

- Each School Advisory Council shall assist in the preparation and evaluation of the school improvement plan.
- Each School Advisory Council is responsible for monitoring the implementation of the school improvement plan.
- The school's leadership is responsible for providing quarterly student performance data reports to facilitate formative evaluation of the school improvement plan and revision of the action plan.
- Each School Advisory Council is responsible for allocating Accountability Funds to support the school improvement plan goals and objectives. These allocations shall be documented in the school improvement plan and revisions to these allocations must be approved by the School Advisory Council and documented in the Council meeting minutes.



Fox Trail By Laws Include



"Educating today's students to succeed in tomorrow's world."



SBBC Policy 1403-A School Accountability & Improvement Guidelines

School Advisory Council By Laws

- Each School Advisory Council is required to adopt procedural bylaws.
- A Bylaws template will be provided each year for use by all schools. This template, along with directions, will be posted via the SAC Upload Center.
- Once the School Advisory Council has revised and approved the amended bylaws, the document must be posted via the SAC Upload Center.
- Schools must maintain a copy of their SAC Bylaws as the procedural guide for conducting business.



Which Role Can You Fill?



Current Demographics

- Hispanic 48%
- White 36%
- Black 6%
- Asian 6%
- Multi 5%



MANDATORY SAC POSITIONS FOR PARENTS ON EVERY SAC

- Parent representatives
- Innovation Zone representative (must be a parent elected after SAC is formed)
- SAF Chairperson (or designee - must be a parent)**
- ESOL representative (must be a parent of a student an ELL student)
- ESE representative (must be a parent of an ESE student)
- Gifted representative (must be a parent of a Gifted student at the school)
- Pre-K (if applicable - parent or certified teacher)



Vote

Includes volunteers on the
SAC Composition to balance
the membership

Leading With Purpose: Our School's Mission & Vision for Success



Mission:

"Fox Trail Elementary is dedicated to meeting the educational needs of all students in a safe learning environment."

Our Vision at Fox Trail Elementary:

"Educating today's students to succeed in tomorrow's world."

- **Grade-Level Team Leaders** set goals for their teams and guide them to focus on student achievement and collaboration.
- **Teachers** establish professional goals and goals for their students.
- **Class Goals** are displayed outside each classroom, showing our commitment to growth.
- **Students** have personal goals aligned with FAST scores and iReady diagnostics, written in their agendas to promote accountability.
- **Leader in Me Habits** are integrated into student learning, building leadership and personal growth.



Proud to be a
Title I School



Title I Curriculum & Support

Mr. Cruz - ELL Reading Support

Mrs. Daniel-Kalio - 4th & 5th Grade Math Support

Mrs. Kunz - Primary Reading Support

Mrs. Osborne - Intermediate Reading Support



Educating today's students to succeed in tomorrow's world!



What's Next



Resources

Curriculum

- **Benchmark Advance**
- **EnVision Florida Math**
- **Success Maker**

Progress Monitoring

- **Topic & Unit Assessments**
- **IReady Diagnostic**

Intervention

- **Small Group Pullout**
- **RTI**
- **Professional Development**

TITLE I

- Title I is the reason why we have so much EXTRA support.
- Please tell the people in the community to apply for free and reduced lunch so we can keep our Title I status.


Let's work
together to keep
our school at
Title I status!



Equity

An Introduction to ...

A program nation-wide, and district adopted initiative, that provides schools and communities with a framework for combating bias, bullying and hatred, leading to long-term solutions for creating and maintaining a positive climate.



YOU'RE INVITED TO

DADS

TAKE YOUR CHILD TO SCHOOL DAY



5000 Role Models Dads and Donuts


WHO: Fathers, stepfathers, grandfathers, uncles, big brothers, foster fathers and other significant male role models in our schools and classrooms

WHEN: **Friday, September 27, 2024, 7:30am**

WHERE: **Fox Trail Elementary School**

CONTACT/RSVP: **754-323-5800**

NOTES: **Please stop by our information table.**



Resources



**Math:
EnVision &
Success Maker**

Title I Support
Facilitators

IReady Math &
Reading

IReady
Reading

Title I Funds

**Accountability
Funds as of
09/18/23**

\$17,292.91

**Coming
Soon!**

Dr. Reyes' Report



SESIR Data

**BREAKING
NEWS**

FOX TRAIL ELEMENTARY

**LEARN
TODAY**



**LEAD
TOMORROW**

IS PROUD TO BE AN

"Educating today's students to succeed in tomorrow's world."



Reflecting on 2023-24

School Name: Fox Trail	ELA		Math		Science	
Achievement Proficiency (0% - 100%)	State Results	Goal	State Results	Goal	State Results	Goal
	77	70	82	77	72	63
Grade 3 Achievement Proficiency	80	74				
Learning Gains (0% - 100%)	State Results	Goal	State Results	Goal		
	71	67	78	78		
Lowest Quartile Learning Gains (0% - 100%)	State Results	Goal	State Results			
	59	50	50	55		

*A-62% or greater, B-54% - 61%, C – 41% - 53%, D-32% - 40% F – 31% or less

	Total Points	Percent of Points	School Grade
2024 State Results	569	71%	A
2023-24 Goals	534	67%	A




School Grades

School Name	G3 ELA	ELA	ELA LG	ELA LG LQ	Math	Math LG	Math LG LQ	Science	Total Points	% of Points	Grade 2024
SOMERSET ACADEMY MIRAMAR SOUTH	100	100	82	92	100	80	86	93	733	92	A
SOMERSET ACADEMY DAVIE CHARTER SCHOOL	61	84	72	83	95	94	83	92	664	83	A
EAGLE POINT ELEMENTARY SCHOOL	82	84	75	76	89	85	77	87	655	82	A
EVERGLADES ELEMENTARY SCHOOL	85	87	75	73	92	87	79	73	651	81	A
SOMERSET ACADEMY ELEMENTARY SOUTH CAMPUS	82	85	76	78	90	79	77	74	641	80	A
BEN GAMLA CHARTER SCHOOL	77	78	79	74	83	87	74	80	632	79	A
BAYVIEW ELEMENTARY SCHOOL	85	86	73	72	88	78	62	83	627	78	A
GATOR RUN ELEMENTARY SCHOOL	86	83	72	57	89	81	66	82	616	77	A
LAKESIDE ELEMENTARY SCHOOL	66	75	84	73	81	83	73	75	610	76	A
FLORANADA ELEMENTARY SCHOOL	82	82	63	67	86	83	62	76	601	75	A
INDIAN TRACE ELEMENTARY SCHOOL	78	79	70	74	85	81	67	67	601	75	A
MANATEE BAY ELEMENTARY SCHOOL	77	84	70	68	85	77	59	81	601	75	A
SOMERSET ACADEMY ELEMENTARY (MIRAMAR CAMPUS)	86	81	68	75	88	75	73	54	600	75	A
COOPER CITY ELEMENTARY SCHOOL	82	79	70	67	81	76	66	76	597	75	A
RIVERSIDE ELEMENTARY SCHOOL	76	74	69	61	78	82	80	77	597	75	A
PARK TRAILS ELEMENTARY SCHOOL	79	80	74	68	87	80	61	63	592	74	A
PEMBROKE PINES CHARTER ELEMENTARY SCHOOL	86	80	71	60	86	77	63	67	590	74	A
SOMERSET ACADEMY	80	81	76	64	87	71	58	72	589	74	A
HERON HEIGHTS ELEMENTARY SCHOOL	78	80	74	63	88	76	66	61	586	73	A
CENTRAL PARK ELEMENTARY SCHOOL	79	76	74	66	82	80	63	60	580	73	A
SILVER LAKES ELEMENTARY SCHOOL	69	74	68	58	79	77	81	74	580	73	A
EMBASSY CREEK ELEMENTARY SCHOOL	78	79	73	58	83	72	57	77	577	72	A
PEMBROKE LAKES ELEMENTARY SCHOOL	74	79	66	63	88	73	69	63	575	72	A
DOLPHIN BAY ELEMENTARY SCHOOL	72	71	69	67	78	75	70	71	573	72	A
GRIFFIN ELEMENTARY SCHOOL	83	74	68	62	81	75	54	75	572	72	A
FOX TRAIL ELEMENTARY SCHOOL	80	77	71	59	82	78	50	72	569	71	A



"Educating today's students to succeed in tomorrow's world."



26th in the
District

School Grades-Title I Schools

School Name	G3 ELA	ELA	ELA LG	ELA LG LQ	Math	Math LG	Math LG LQ	Science	Total Points	% of Points	Grade 2024
SOMERSET ACADEMY MIRAMAR SOUTH	100	100	82	92	100	80	86	93	733	92	A
SOMERSET ACADEMY DAVIE CHARTER SCHOOL	61	84	72	83	95	94	83	92	664	83	A
LAKESIDE ELEMENTARY SCHOOL	66	75	84	73	81	83	73	75	610	76	A
FLORANADA ELEMENTARY SCHOOL	82	82	63	67	86	83	62	76	601	75	A
SOMERSET ACADEMY ELEMENTARY (MIRAMAR CAMPUS)	86	81	68	75	88	75	73	54	600	75	A
SILVER LAKES ELEMENTARY SCHOOL	69	74	68	58	79	77	81	74	580	73	A
PEMBROKE LAKES ELEMENTARY SCHOOL	74	79	66	63	88	73	69	63	575	72	A
DOLPHIN BAY ELEMENTARY SCHOOL	72	71	69	67	78	75	70	71	573	72	A
FOX TRAIL ELEMENTARY SCHOOL ★	80	77	71	59	82	78	50	72	569	71	A

9th in the District

"Educating today's students to succeed in tomorrow's world."




School Grades-Sensational 16

School Name	G3 ELA	ELA	ELA LG	ELA LG LQ	Math	Math LG	Math LG LQ	Science	Total Points	% of Points
FOX TRAIL ELEMENTARY SCHOOL ★	80	77	71	59	82	78	50	72	569	71
SILVER RIDGE ELEMENTARY SCHOOL	68	71	69	58	74	70	43	70	523	65
SANDPIPER ELEMENTARY SCHOOL	59	63	65	68	66	69	59	68	517	65
WELLEBY ELEMENTARY SCHOOL	73	65	62	59	71	66	69	49	514	64
NOB HILL ELEMENTARY SCHOOL	61	61	63	63	67	74	66	58	513	64
FLAMINGO ELEMENTARY SCHOOL	52	63	65	56	70	68	49	68	491	61
DISCOVERY ELEMENTARY SCHOOL	64	64	63	60	66	64	46	61	488	61
WESTWOOD HEIGHTS ELEMENTARY SCHOOL	41	49	69	75	61	63	64	55	477	60
NOVA DWIGHT D. EISENHOWER ELEM	71	67	65	61	65	63	44	37	473	59
LAUDERHILL PAUL TURNER ELEMENTARY SCHOOL	52	49	53	50	67	78	71	47	467	58
LARKDALE ELEMENTARY SCHOOL	32	37	68	91	51	67	58	59	463	58
NOVA BLANCHE FORMAN ELEMENTARY	55	57	56	47	69	60	37	41	422	53
CASTLE HILL ELEMENTARY SCHOOL	46	43	59	61	53	66	55	27	410	51
HORIZON ELEMENTARY SCHOOL	50	47	55	64	57	49	45	41	408	51
BROWARD ESTATES ELEMENTARY SCHOOL	39	40	54	54	47	60	58	38	390	48
DR. MARTIN LUTHER KING, JR. MONTESSORI ACADEMY	45	34	44	58	60	59	54	31	385	47



"Educating today's students to succeed in tomorrow's world."

School Grades-SES Band 7

School Name	G3 ELA	ELA	ELA LG	ELA LG LQ	Math	Math LG	Math LG LQ	Science	Total Points	% of Points
RIVERSIDE ELEMENTARY SCHOOL	76	74	69	61	78	82	80	77	597	75
PEMBROKE LAKES ELEMENTARY SCHOOL	74	79	66	63	88	73	69	63	575	72
FOX TRAIL ELEMENTARY SCHOOL 	80	77	71	59	82	78	50	72	569	71
SILVER PALMS ELEMENTARY SCHOOL	83	73	70	59	74	70	43	63	535	67
SAWGRASS ELEMENTARY SCHOOL	68	70	69	59	74	70	48	70	528	66
TROPICAL ELEMENTARY SCHOOL	60	64	67	59	68	69	58	63	508	64
HOLLYWOOD HILLS ELEMENTARY SCHOOL	64	66	67	63	69	68	54	55	506	63
PLANTATION PARK ELEMENTARY	67	64	55	55	62	57	49	57	466	58
WINSTON PARK ELEMENTARY SCHOOL	66	67	60	48	65	55	36	50	447	56



"Educating today's students to succeed in tomorrow's world."

KG-2nd Spotlighting Greatness

- **STAR READING Proficiency Rate for 23-24**
 - **69% Proficient** – 253 out of 366 students that took the test scored at or above proficiency

- **STAR Early Literacy Proficiency Rate for 23-24**
 - **69% Proficient** – 253 out of 366 students that took the test scored at or above proficiency

- **STAR Math Proficiency Rate for 23-24**
 - **70% Proficient**- 365 out of 522 students that took the test scored at or above proficiency



"Educating today's students to succeed in tomorrow's world."



Goals for 2025

School Name: Fox Trail	ELA		Math		Science	
Achievement Proficiency (0% - 100%)	23-24 State Results	24-25 Goal	23-24 State Results	24-25 Goal	State Results	24-25 Goal
	77	80	82	85	72	75
Grade 3 Achievement Proficiency	80	83				
Learning Gains (0% - 100%)	23-24 State Results	24-25 Goal	23-24 State Results	24-25 Goal	<div>LET THE GAINS BEGIN</div>	
	71	74	78	81		
Lowest Quartile Learning Gains (0% - 100%)	23-24 State Results	24-25 Goal	23-24 State Results	24-25 Goal		
	59	64	50	60		

*A-62% or greater, B-54% - 61%, C - 41% - 53%, D-32% - 40% F - 31% or less

	Total Points	Percent of Points	School Grade
2024 State Results	569	71%	A
2024-25 Goals	602	75%	A

PM1 Multi-Year Comparison

Test	PM1 22/23	PM2 22/23	PM3 22/23	PM1 23/24	PM2 23/24	PM3 23/24	PM1 24/25
Grade 3 ELA	45%	58%	71%	37%	55%	75%	35%
Grade 4 ELA	46%	62%	69%	45%	54%	68%	44%
Grade 5 ELA	46%	54%	64%	45%	55%	74%	41%
Grade 3 Math	23%	64%	84%	30%	47%	82%	18%
Grade 4 Math	18%	43%	74%	19%	46%	75%	22%
Grade 5 Math	25%	42%	68%	24%	50%	78%	27%

**Numbers reflect raw data*



“Educating today’s students to succeed in tomorrow’s world.”

iReady Schoolwide Data

Overall Placement

Students Assessed/Total: 1,078/1,083



- Mid or Above Grade Level: 246 Students
- Early On Grade Level: 238 Students
- One Grade Level Below: 432 Students
- Two Grade Levels Below: 101 Students
- Three or More Grade Levels Below: 61 Students

Reading Leading Data



Overall Placement

Students Assessed/Total: 1,066/1,083



- Mid or Above Grade Level: 142 Students
- Early On Grade Level: 194 Students
- One Grade Level Below: 584 Students
- Two Grade Levels Below: 102 Students
- Three or More Grade Levels Below: 44 Students

Math Leading Data



“Educating today’s students to succeed in tomorrow’s world.”

iReady Schoolwide Data



Reading Leading Data

Grade	Overall Grade-Level Placement						Students Assessed/Total
Grade K		4%	21%	75%	0%	0%	135/136
Grade 1		20%	8%	65%	7%	0%	167/168
Grade 2		23%	26%	34%	17%	0%	206/207
Grade 3		29%	31%	17%	10%	13%	186/186
Grade 4		28%	24%	36%	2%	10%	186/187
Grade 5		26%	21%	28%	16%	10%	198/199

“Educating today’s students to succeed in tomorrow’s world.”

iReady Schoolwide Data



Math Leading Data

Grade	Overall Grade-Level Placement						Students Assessed/Total
Grade K		6%	12%	82%	0%	0%	134/136
Grade 1		8%	9%	72%	10%	0%	165/168
Grade 2		11%	12%	59%	19%	0%	205/207
Grade 3		13%	20%	49%	10%	8%	185/186
Grade 4		20%	24%	43%	6%	7%	182/187
Grade 5		19%	30%	34%	9%	8%	195/199

“Educating today’s students to succeed in tomorrow’s world.”

Thanks for Coming!

- We look forward to seeing you at our next SAC Meeting Wednesday, October 30th at 2:15 pm
- Listen for announcements through the parent link and on the Fox Trail Website
- Go to the PTSA website to join the PTSA
- ***FOXTRAILEM.MEMBERHUB.COM***

